

Aldon® Rail Skates

Skate Inspection Guide



Cautions

- For use on exposed rail **ONLY**.
- For rail sizes 90 to 155 lbs./yd.
- Use this product on standard size rail car wheels. (28" - 44" Wheel Diameters)
- Rail surface must be clean. Greasy rail can cause a skate to slide too freely.
- All workers and bystanders must stand well clear of sides and front of railcar or locomotive when wheels are mounting skates. Wheel pressure can suddenly "squeeze" a skate out from under with great force.
- Replace skate if tongue or rail flanges are broken or curled.
- Never use rail skates if one end of the railcar or locomotive is lifted up for inspection or repair. All wheels must remain on the rails.




ALDON®
Safety on Track Since 1904

Aldon Company, Inc. | 3410 Sunset Avenue | Waukegan, Illinois 60087


PH. 847.623.8800 | FX. 847.623.6139
www.aldonco.com | e-rail@aldonco.com

Skate Inspection

Inspect the tongue of the rail skate. If the tongue is broken or curled upward more than a 1/4" from the top of the rail, replace the skate. If the tongue is cracked replace the skate.

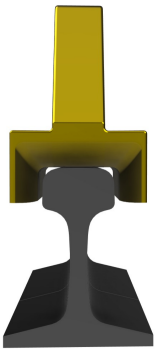


Normal Skate Tongue

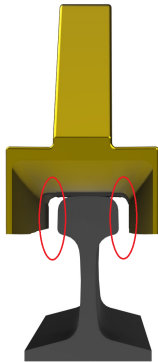


Curled Skate Tongue

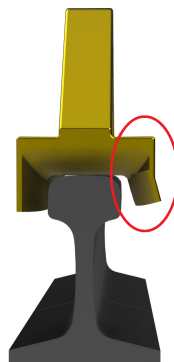
Replace the skate if there is excessive wear to the rail flanges. Excessive wear can cause cracks on the flanges. This can lead to bent or broken flanges. **Never use a skate that is cracked or broken.**



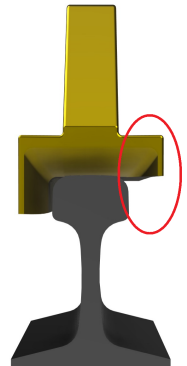
Normal



Excessive Wear



Bent



Broken/Missing



ALDON[®]
Safety on Track Since 1904

Aldon Company, Inc. | 3410 Sunset Avenue | Waukegan, Illinois 60087

PH. 847.623.8800 | FX. 847.623.6139
www.aldonco.com | e-rail@aldonco.com

Follow us on



Printed in USA April 2026