

ALDON Company, Inc.

MANUFACTURING EXCELLENCE SINCE 1904 IN RAILWAY AND INDUSTRIAL PRODUCTS



3410 Sunset Avenue, Waukegan, Illinois 60087 • TEL: 847-623-8800 • FAX: 847-623-6139
e-mail: e-rail@aldonco.com • website: www.aldonco.com

FAX NUMBER: _____

FIRM: _____ DATE: _____

ATTN: _____ NO. OF PAGES: _____

RE: PO# _____

Internet Order Placed On (date): _____ Confirmation # (if known): _____

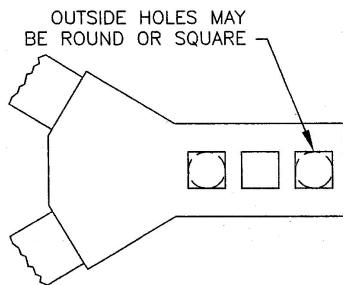
Easy Throw Switch Handle Questionnaire

Thank you for your order!

Please complete this questionnaire and return to Aldon Company, Inc.

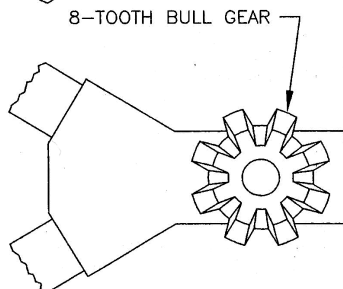
847.623.6139

Please see drawing of the most commonly-found switch stands in service. Check the box below that corresponds to the model number on your switch stand housing. If you cannot determine which model you have, send us a close-up photograph of the switch stand housing and we will attempt to identify it.



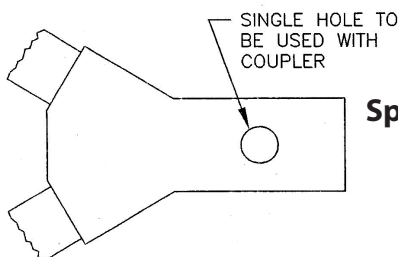
Standard Easy Throw Switch Handle #4124-217

fits: ☐ 12 RT ☐ 12 RTH ☐ 22



Standard Easy Throw Handle #4124-217-B

fits: ☐ 50A ☐ 51A



Special Easy Throw Handle with latch assembly #4124-217-A

fits: ☐ 36

Signed: _____

Printed Name: _____ Date: _____

Title: _____