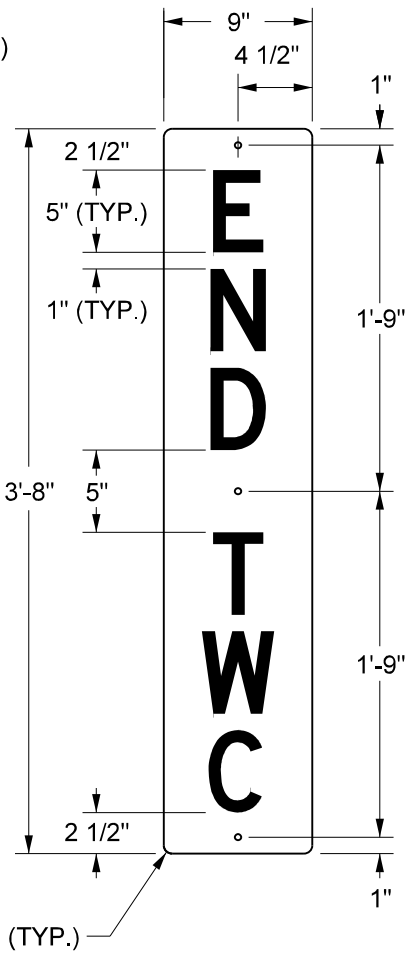
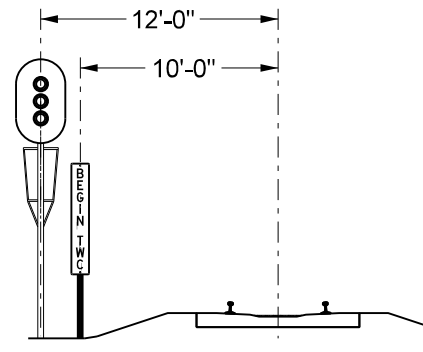


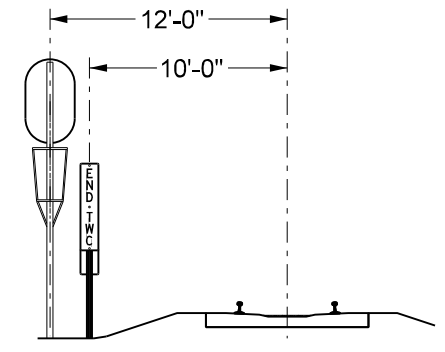
BEGIN TWC SIGN



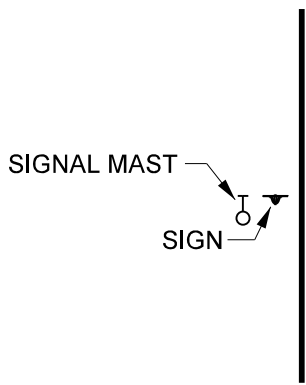
END TWC SIGN



APPROACH VIEW



TRAILING VIEW



LOCATION PLAN


- NOTES:**
1. SIGNS TO BE NO. 3290 SILVER 3M ENGINEER GRADE BACKGROUND ON 0.080" 3105 SHEET ALUMINUM OR EQUIVALENT.
 2. HOLE SIZES FOR MAST MOUNTING ARE PRE DRILLED 11/16" DIA. FOR 5/8" X 1 3/4" BOLTS.
 3. HOLE SIZES FOR FLANGED CHANNEL POST ARE PRE DRILLED 3/8" DIA. FOR 5/16" X 2" ZINC PLATED BOLTS.
 4. 48 HRS. BEFORE BEGINNING ANY DIGGING OPERATIONS, CALL UNION PACIFIC'S CALL BEFORE YOU DIG HOTLINE AT 1-800-336-9193.

**UNION PACIFIC RAILROAD
ENGINEERING STANDARDS**

**BEGIN AND END TRACK
WARRANT CONTROL SIGNS**

0562
STD DWG

ITEM	ITEM NO.
BEGIN TWC SIGN	393-0850
END TWC SIGN	393-1548

 ADOPTED: SEP. 21, 2020
REVISED:
FILE NO.: 0562

STD DWG
0562