

STEEL TIE HINGED DERAIL

Sizing Form for Derail Frame and Base Plate

Please fill in the information below to ensure your product is correctly sized.


Upon receipt of sizing form, we will send you a drawing of base plate for your approval.

Please sign and return the drawing with your purchase order.

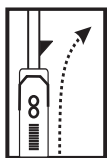
If you are ordering a SideKick Derail Booster with a derail, we will use the sizing information on this form for both products

1. DERAIL MODEL

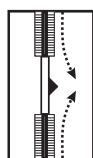
1-way Derails
for all freight cars
and all locomotives



Left throw
 #4014-01

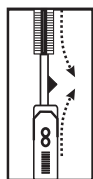


Right throw
 #4014-02



2-way Freight Car
 #4014-03

2-way Locomotive Derail
for all freight cars,
4-axle locomotives,
& 6-axle locomotives

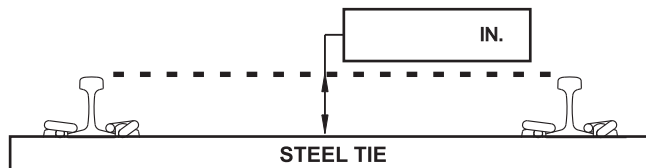


2-way Locomotive
 #4014-18

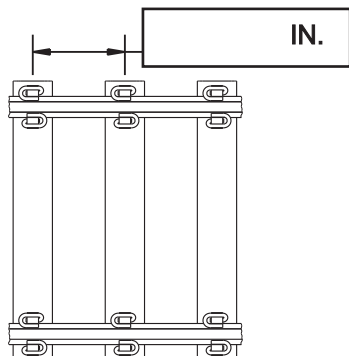
2-way Freight Car Derail
for all freight cars and 4-axle
locomotives
**Do not install where
6-axle locomotives operate.**

2. RAIL HEIGHT

Measure carefully from top of tie to top of rail. Derail and base plate must fit your rail height exactly. Include insulating pad thickness if your rail is insulated.



3. TIE SPACING (CENTER-CENTER)



4. IS YOUR RAIL

- INSULATED?
- NON-INSULATED?
- STRAIGHT?
- CURVED?

For best performance, whenever possible, derails should be installed on the outer curved rail. **If you must install the derail on the inner curved rail, you should consider adding a Side Kick Derail Booster on the outer curved rail to help the derail do its work.**

NOTICE:

Base plate and derail base will be custom-made to suit your rail height. We will send you formal drawings for signed approval.

Goods are not returnable once sold.

5. ARE RAILS

- exposed to ties?
- flush with pavement?

please contact us if your rail is flush ... a derail may not be effective on flush rail.

6. STEEL TIE DATA

BRAND: _____

MODEL: _____

Company _____

Your Name _____

P.O. _____ Order # _____

If you've already ordered

Date _____

Phone _____ Fax _____

- This is a special order item and cannot be returned.

rev. 2019-08-30



ALDON
Safety on Track Since 1904

Aldon Company, Inc. | 3410 Sunset Avenue | Waukegan, Illinois 60087
PH. 847.623.8800 | FX. 847.623.6139 | e-rail@aldonco.com | www.aldonco.com