

Hinged Derails for Exposed Rail on Wooden Ties

SIZING FORM

with
POP-UP
Sign Holder

We need the following information to process your order.

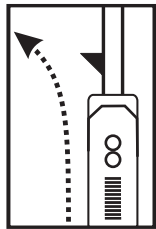
DO NOT install on FLUSH RAIL.
If you are installing on curved track, install on OUTER CURVED RAIL

**Please complete
all three
sections**

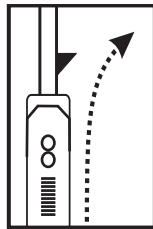
① Derail Direction

Please check the model you wish to buy

1-way Derails
for all freight cars
and all locomotives

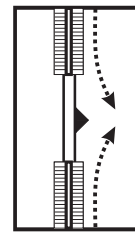


Left throw
#4014-10



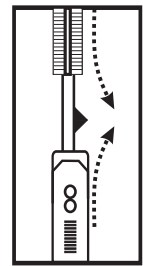
Right throw
#4014-12

**2-way
Freight Car Derail**
for all freight cars
(and 4-axle
locomotives)



#4014-14

**2-way
Locomotive Derail**
for all freight cars,
4-axle locomotives,
& 6-axle locomotives



#4014-20

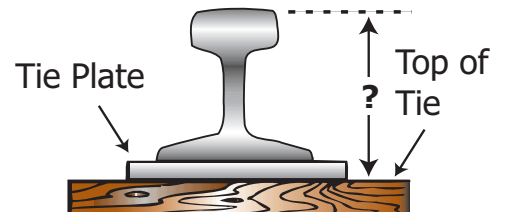
② Rail size and section _____

Stamped on web of rail at intervals.

③ Height of rail above tie _____

Include tie plate thickness

For more than one track, please fill out a separate form for each.



Do not install hinged derails on resin or concrete ties

If you have steel ties, request sizing form for steel tie hinged derail.

Company _____

Your Name _____

Phone _____

Fax _____

Email _____

Date _____

PO _____

Order # _____

If you've already ordered

This is a special order item and cannot be returned.

rev. 2019-08-30



ALDON[®]
Safety on Track Since 1904

Aldon Company, Inc. | 3410 Sunset Avenue | Waukegan, Illinois 60087
PH. 847.623.8800 | FX. 847.623.6139 | e-rail@aldonco.com | www.aldonco.com